

MRC-PHE
Centre for Environment & Health



Working with business

Andrew Grieve

2nd July 2015

- Business Improvement Districts
 - BIDs & the LAQN
 - Clean Air Better Business
 - Fresh Air Squares
- City Air app
- LondonAir API

Business Improvement Districts



Lambeth



midtown

City of Westminster

THE SUTTON



London Borough of Redbridge

THE NORTHBANK

THE ROYAL BOROUGH OF KENSINGTON AND CHELSEA

Victoria LONDON STARTS HERE

h&f putting residents first

ROYAL borough of GREENWICH



TRAFALGAR SQ · STRAND · ALDWYCH

Ealing

merton



THE ROYAL BOROUGH OF WINDSOR AND MAIDENHEAD

TOWER HAMLETS

LONDON BOROUGH OF RICHMOND UPON THAMES

CITY OF LONDON

THE ROYAL BOROUGH OF WINDSOR AND MAIDENHEAD

Reigate & Banstead BOROUGH COUNCIL Banstead | Horley | Redhill | Reigate



ISLINGTON

Hackney



MRC-PHE Centre for Environment & Health

Lewisham

ENFIELD Council

London Borough of Hounslow



Imperial College London



THE BRIGHTER BOROUGH WANDSWORTH

Business Improvement Districts



To get involved in improving Victoria's air quality and learn more about how small changes can make big air quality impacts contact:

David Beamont, Operations Manager
Victoria Business Improvement District

T 0203 056 7437
E david.beamont@victoriabid.co.uk
W www.victoriabid.co.uk

THE LITTLE GUIDE TO

Better Air Quality


Victoria
LONDON STARTS HERE

  
SUPPORTED BY
MAYOR OF LONDON Central London Clinical Commissioning Group

Centre for Environment & Health




Business Improvement Districts



Cycling in Midtown
Creating London's Best Business Area for Cycling

inmidtown
bloomsbury / holborn / st.giles



MRC-PHE
Centre for Environment & Health

Business Improvement Districts


- No
- 20
- Fu
- 'B
- tra
- Pu
- To
- fr
- Ca



A VISION FOR ALDWYCH

Centre for Environment & Health

Clean Air Better Business



**CROSS RIVER
PARTNERSHIP**



MRC-PHE
Centre for Environment & Health

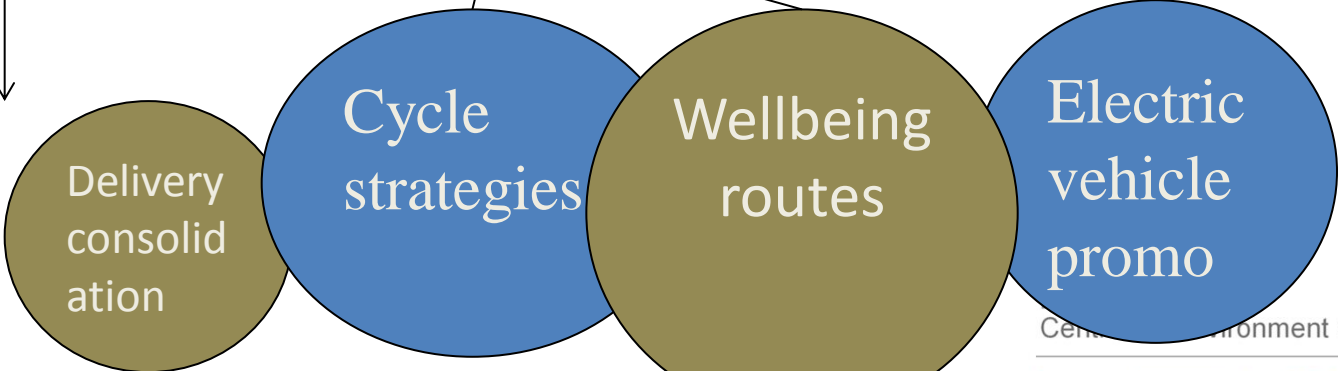


Clean Air Better Business



Air quality information

Greening the BIDs



Centre for Environment & Health

Clean Air Better Business

More Events

10th April - Community Connections 2014
Discover the volunteering and business engagement opportunities on your Bankside doorstep

25th April - Dr Bike
Book your free cycle check up to prepare for Spring!

28th April - Bustling Bankside presents: Bankside Urban Forest guided walk
Join us for a guided walk of recent greening projects in Bankside Urban Forest as part of Green Sky Thinking Week 2014

7th May - Social Media 101
Make sure your business is social media savvy

8th May - Wellbeing@Work Languages Taster Session
Get out of the London daily grind - whisk yourself away to Paris, Rome or Barcelona, all without leaving your

Find us on Twitter @BetterBankside

Tweets Follow

Est. India @EstIndia 4 Apr
Got a #buzzcard check out our offer here betterbankside.co.uk/businesses/est... @BetterBankside #londonbridge #waterloo
Retweeted by Better Bankside

Better Bankside @BetterBankside 4 Apr
Looking for a team volunteering day? Look no further! betterbankside.co.uk/community/look... Expand

Better Bankside @BetterBankside 4 Apr
Have a nice weekend you beautiful #BIDs @TeamLondonBdg @VauxhAllOne Expand

Better Bankside @BetterBankside 4 Apr
Trustees needed @SAF_London - Legal, fundraising or membership minded people especially bit.ly/1FauZt #BanksideCommunityStars

Tweet to @BetterBankside

Our other sites

VISIT BANKSIDE Visit Bankside @ Better Bankside
What's On listings and info for Bankside.

Events Academy Events Academy @ Our summer work experience project for Bankside youth.

BANKSIDE LONDON Bankside London Blog @ Blogging for fans (or soon to be fans!) of Bankside.

EmploySE1 Employ SE1 @ Free service to connect businesses with local staff resources.

BANKSIDE URBAN FOREST Bankside Urban Forest @ Projects bringing new life and uses to the outdoor spaces of Bankside.

Air quality in bankside

Today	Tomorrow
Good	Moderate

Planning a trip? Use our sustainable travel tool to find low pollution routes through bankside

Find out how we're greening Bankside

with local staff resources.

Today	Tomorrow
Good	Moderate

Use our sustainable travel tool



Better Bankside improving our air:

- More cycle lanes
- Guided walks of our greening projects
- More green spaces for our visitors

More Events

10th April - Community Connections 2014
Discover the volunteering and business engagement opportunities on your Bankside doorstep

25th April - Dr Bike
Book your free cycle check up to prepare for Spring!

28th April - Bustling Bankside presents: Bankside Urban Forest guided walk
Join us for a guided walk of recent greening projects in Bankside Urban Forest as part of Green Sky Thinking Week 2014

7th May - Social Media 101
Make sure your business is social media savvy

8th May - Wellbeing@Work Languages Taster Session
Get out of the London daily grind - whisk yourself away to Paris, Rome or Barcelona, all without leaving your

Find us on Twitter @BetterBankside

Tweets Follow

Est. India @EstIndia 4 Apr
Got a #buzzcard check out our offer here betterbankside.co.uk/businesses/est... @BetterBankside #londonbridge #waterloo
Retweeted by Better Bankside

Better Bankside @BetterBankside 4 Apr
Looking for a team volunteering day? Look no further! betterbankside.co.uk/community/look... Expand

Better Bankside @BetterBankside 4 Apr
Have a nice weekend you beautiful #BIDs @TeamLondonBdg @VauxhAllOne Expand

Better Bankside @BetterBankside 4 Apr
Trustees needed @SAF_London - Legal, fundraising or membership minded people especially bit.ly/1FauZt #BanksideCommunityStars

Tweet to @BetterBankside

Our other sites

VISIT BANKSIDE Visit Bankside @ Better Bankside
What's On listings and info for Bankside.

Events Academy Events Academy @ Our summer work experience project for Bankside youth.


BANKSIDE LONDON Bankside London Blog @ Blogging for fans (or soon to be fans!) of Bankside.

EmploySE1 Employ SE1 @ Free service to connect businesses with local staff resources.

Better Bankside - Better Air

Today	Tomorrow
Good	Moderate

Use our sustainable travel tool




Better Bankside improving our air:

- More cycle lanes
- Guided walks of our greening projects
- More green spaces for our visitors

MRC-PHE
Centre for Environment & Health

Clean Air Better Business

 **Widget admin**

[Guide](#) [Messages](#) [Log out](#)

Widget appearance

Routing settings

Widget audiences

- Audience No1 - BID website
- Audience No2 - Running Group website
- Audience No3 - Local Business website

[+ Add a new audience](#)

Widget appearance

Logo URL

Widget title

Primary colour

Highlight colour

Corners
 Rounded Square

Show logos
 BID logo Mayor logo

Map settings

Latitude

Longitude

Zoom level

Map type

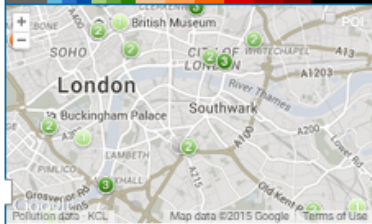
[Save](#)

Preview

Air Quality in Waterloo


POLLUTION	WEATHER
FORECAST TODAY Low	18° ☀️ 25°
TOMORROW Moderate	19° ☀️ 28°

LEVELS: **LOW** MODERATE HIGH v.HIGH



Learn how "BID Name" are improving air quality and the local environment for all. →

It's a lovely day, air quality is good, Come visit us for our summer festival! →

 SUPPORTED BY
MAYOR OF LONDON

Simulate air quality

Actual live data

Message randomisation

Reload

Embed code

MRC-PHE
Centre for Environment & Health



Clean Air Better Business

Take a cleaner, greener route

All Business Bankside Urban Forest Community Development Travel Wellbeing@Work

Explore Bankside using our new air quality map

Useful Weblinks:
[Clean Air Better Business](#)
[Breathe London](#)



Sophie Tyler
 Travel Planning
 Coordinator

st@betterbankside.co.uk



Ever wondered what difference it makes to walk or cycle along a quieter, less trafficked route?

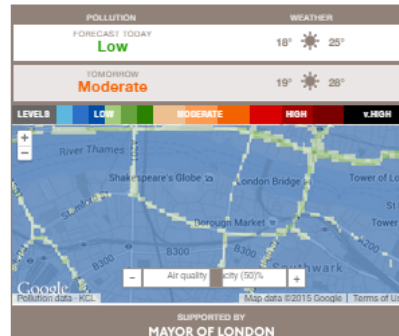
Our new air quality map located on our [homepage](#) takes real time data from air quality monitoring stations across London. It then uses an easy to understand colour coding to overlay that data on a map of the area.

The good news is that by choosing even a slightly different route, you can reduce your exposure to air pollutants such as Nitrogen Oxide and Particulate Matter.

The tool also gives a daily air quality forecast for the whole of central London.

The air quality tool is part of a series of initiatives under Clean Air Better Business, supported by the Mayor's Air Quality Fund. It has been developed by experts at Kings College London.

For more information on how your business can get involved contact [Sophie Tyler](#)



Related News



Changes to Southwark Cathedral entrances



The London begins on 8

Tweetings

Tweets

Better Bankside @BetterBankside 5h
 Do you have electrical goods that need #recycling? If you're a Better #Bankside member we can do that for free bit.ly/1Lh1gVC

BanksideUrbanForest @BanksideForest 26 Jun
 If you could give gift to #Bankside what would it be? Let us know #crossingstories bit.ly/1HkdLSI
 Retweeted by Better Bankside

Bankside Space @bankside_space 26 Jun
 FRIDAY PRIDE IN LONDON ARTS FESTIVAL OFFICIAL CLOSING PARTY
 a1 | burlesque £5 donation on the door. on.fb.me/1LwXGyx @LondonLGBTPride
 Retweeted by Better Bankside

Better Bankside @BetterBankside 26 Jun
 Now, #phigienalTauris is a serious #hashtag @RoseTheatreSE1 @HexRestaurants @RealGreekTweet

Mint St Music Fest 24 Jun
 @MintStMusicFest

BUZZ

MRC-PHE
 Centre for Environment & Health



Fresh Air Squares



TeamLondonBridge
improving our district

MRC-PHE
Centre for Environment & Health



Fresh Air Squares

Over 60 entries



MRC-PHE
Centre for Environment & Health

Fresh Air Squares

THE LIVING LABORATORY

FRESH AIR SQUARE PARKLETS

THE IDEA

The Living Laboratory is a place to relax, learn and immerse in nature. The lab will provide a lush and green escape from busy urban life. It also provides an experimental environment for experiential learning, observation and environmental research.

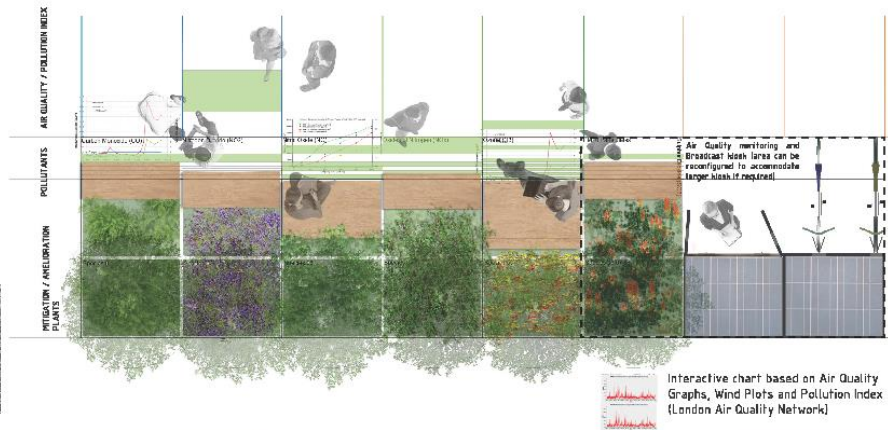
Making the invisible visible, the parklets will address the growing issue of air pollution and the presence of harmful particulate matter in London's streets.

It shall create an interactive 3 dimensional graph that provides a visual measure of local air quality based on the London air networks 'Pollution Index'.

The laboratory will act as catalyst for communities to learn about the impacts of air pollution, increase awareness and educate on how to contribute to the mitigation and reduction of air pollutants in their local area.

Recent research from a number of universities, Defra and the Trees & Design Action Group has identified the potential to ameliorate and mitigate pollutants and toxins through tree and ground-cover planting. Species will be selected to increase biodiversity absorb air pollution, and create visually attractive spaces. Location, trials and longevity of the project will influence the specification of plants. Birch trees are particularly good for giving protection:

"they are covered in tiny hairs and ridges which help trap the pollution particles...pollution is washed off the leaves, allowing them to start trapping more."
(Barbara Maher - Impact of Roadside Tree Lines on Indoor Concentrations of Traffic-Derived Particulate Matter)




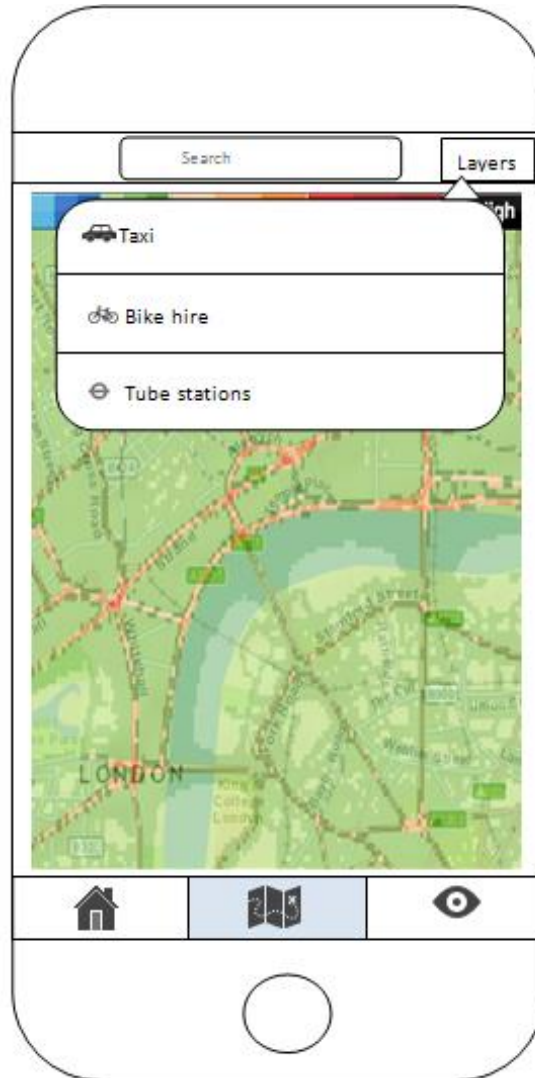
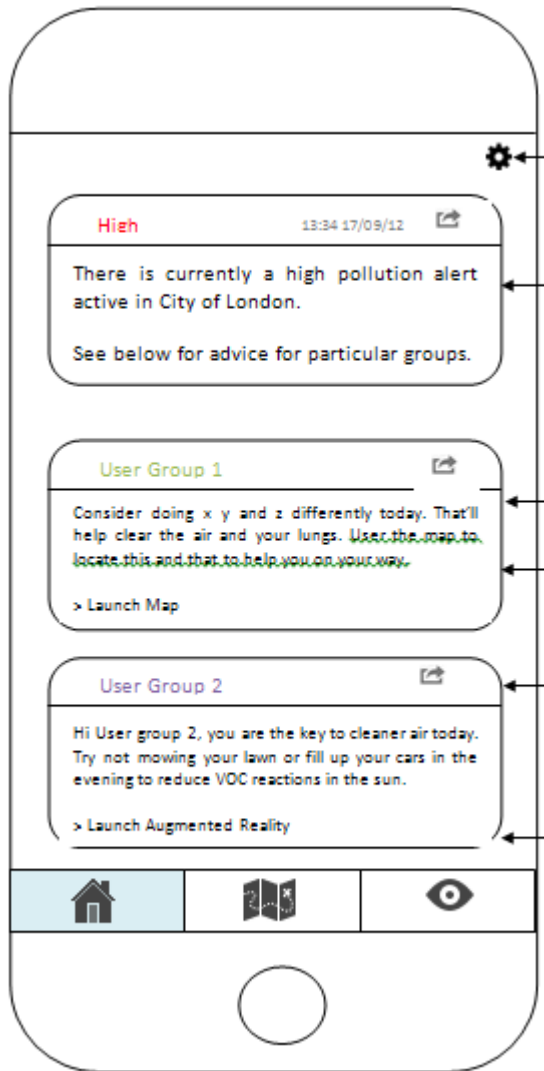
MRC-PHE
Centre for Environment & Health

CityAir app



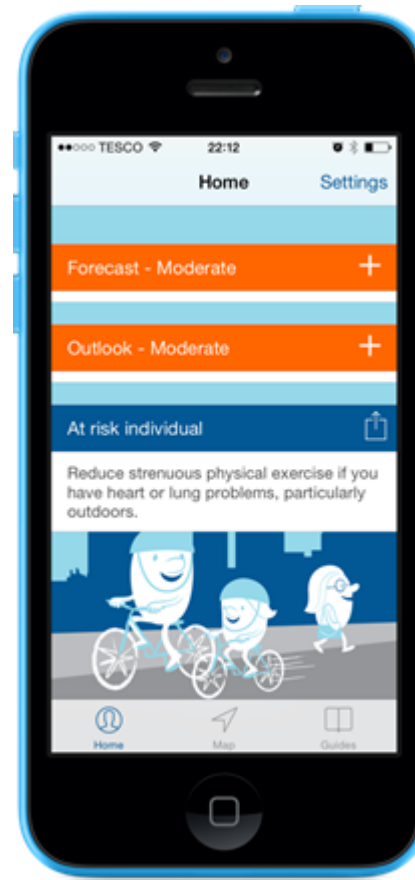
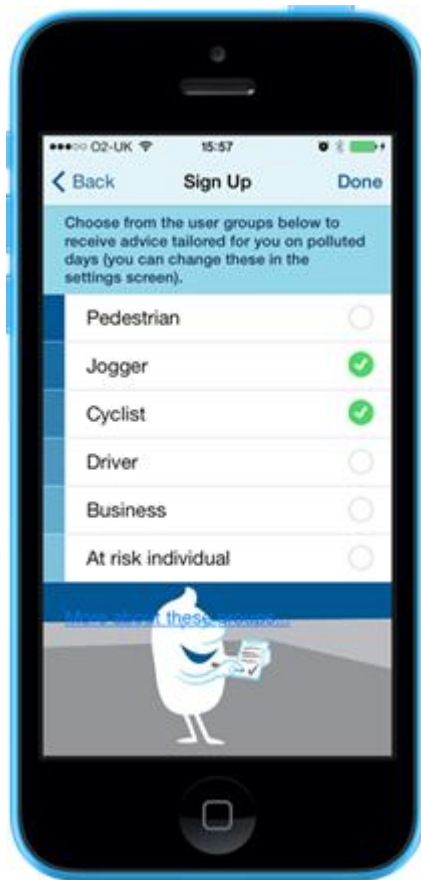
MRC-PHE
Centre for Environment & Health

CityAir app



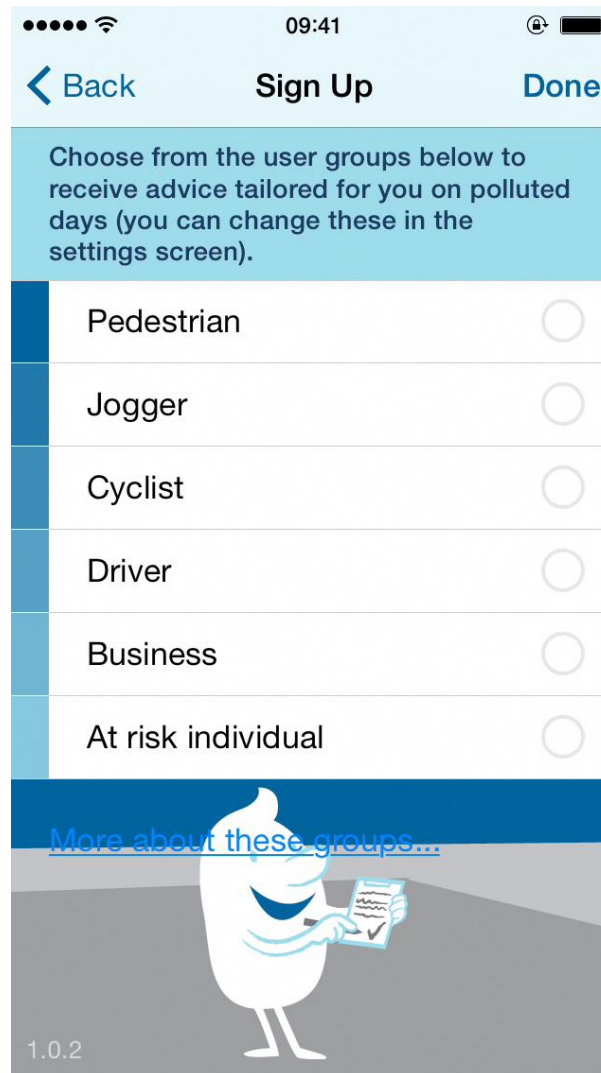
lth

CityAir app



MRC-PHE
Centre for Environment & Health

CityAir app - demo

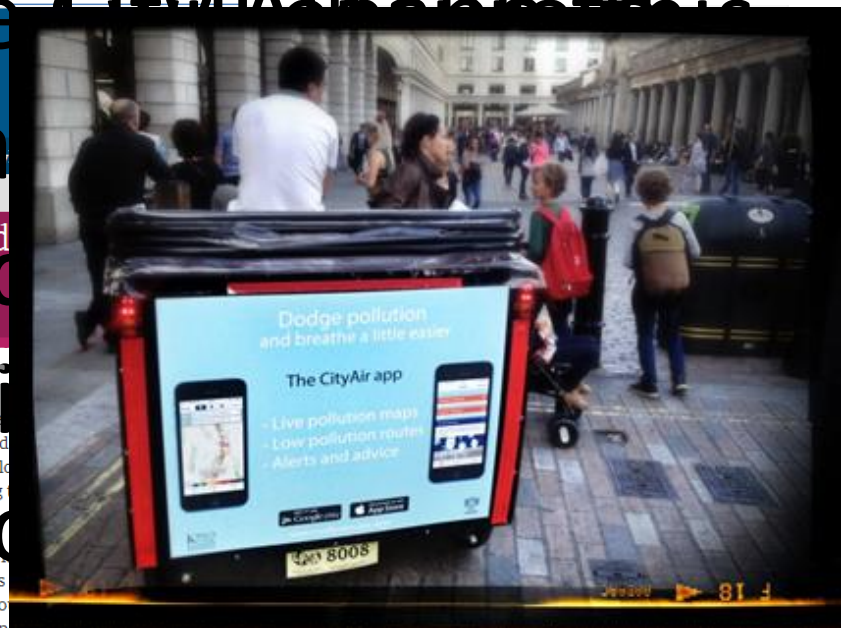


MRC-PHE
Centre for Environment & Health

CityAir app - response

Featured on the AG partnership

“The CityAir app is a great example of how technology can be used to improve public health and the environment.”



smartphones

Hannah Kershaw - Environmental Operations Manager - Lend Lease



Boots (Free)
British retailer Boots' Android app is a polished affair, with a mixture of news, offers and mobile shopping - including a barcode-scanning feature to find more out about products when you're actually in a store. It's neat and tidy, although

obviously of most use to regular customers racking up loyalty points. to let guests log in, suggest tracks and vote them up or down. iPhone

Health

LondonAir API

“Data is the 21st century’s
new raw material.”

UK Cabinet Office

Open Data
White Paper

Unleashing the Potential

#opendata

@uktransparency

@cabinetofficeuk

 HM Government

MRC-PHE
Centre for Environment & Health

LondonAir API

- Hourly/Daily/Annual data and meta data
- Access to over half a billion measurements with 193,000 added daily

Operations at <http://api.erg.kcl.ac.uk/AirQuality>

This page describes the service operations at this endpoint.

Uri	Method	Description
/Annual/Map	GET	This returns a list of the annual maps available, along with meta data about when they were created and when they apply from. Data returned in XML format
/Annual/Map/Json	GET	This returns a list of the annual maps available, along with meta data about when they were created and when they apply from. Data returned in JSON format
/Annual/Map/SpeciesCode={SpeciesCode}	GET	This returns a list of the annual maps available, along with meta data about when they were created and when they apply from filtered by 'Species'. Data returned in XML format
/Annual/Map/SpeciesCode={SpeciesCode}/Json	GET	This returns a list of the annual maps available, along with meta data about when they were created and when they apply from filtered by 'Species'. Data returned in JSON format
/Annual/Map/SpeciesCode={SpeciesCode}/User={User}/Password={Password}	GET	This returns a list of the annual maps available, along with meta data about when they were created and when they apply from filtered by 'Species'. Data returned in XML format
/Annual/Map/SpeciesCode={SpeciesCode}/User={User}/Password={Password}/Json	GET	This returns a list of the annual maps available, along with meta data about when they were created and when they apply from filtered by 'Species'. Data returned in JSON format
/Annual/Map/User={User}/Password={Password}	GET	This returns a list of the annual maps available, along with meta data about when they were created and when they apply from. Data returned in XML format
/Annual/Map/User={User}/Password={Password}/Json	GET	This returns a list of the annual maps available, along with meta data about when they were created and when they apply from. Data returned in JSON format
/Annual/MonitoringObjective/GroupName={GroupName}	GET	This returns the results of annual air quality objectives for monitoring sites filtered by 'GroupName'. Data returned in XML format
/Annual/MonitoringObjective/GroupName={GroupName}/Json	GET	This returns the results of annual air quality objectives for monitoring sites filtered by 'GroupName'. Data returned in JSON format
/Annual/MonitoringObjective/GroupName={GroupName}/User={User}/Password={Password}	GET	This returns the results of annual air quality objectives for monitoring sites filtered by 'GroupName'. Data returned in XML format
/Annual/MonitoringObjective/GroupName={GroupName}/User={User}/Password={Password}/Json	GET	This returns the results of annual air quality objectives for monitoring sites filtered by 'GroupName'. Data returned in JSON format
/Annual/MonitoringObjective/GroupName={GroupName}/Year={Year}	GET	This returns the results of annual air quality objectives for monitoring sites filtered by 'GroupName' and 'Year'. Data returned in XML format
/Annual/MonitoringObjective/GroupName={GroupName}/Year={Year}/Json	GET	This returns the results of annual air quality objectives for monitoring sites filtered by 'GroupName' and 'Year'. Data returned in JSON format
/Annual/MonitoringObjective/GroupName={GroupName}/Year={Year}/User={User}/Password={Password}	GET	This returns the results of annual air quality objectives for monitoring sites filtered by 'GroupName' and 'Year'. Data returned in XML format
/Annual/MonitoringObjective/GroupName={GroupName}/Year={Year}/User={User}/Password={Password}/Json	GET	This returns the results of annual air quality objectives for monitoring sites filtered by 'GroupName' and 'Year'. Data returned in JSON format
/Annual/MonitoringObjective/LocalAuthorityId={LocalAuthorityId}/Year={Year}	GET	This returns the results of annual air quality objectives for monitoring sites filtered by 'LocalAuthorityId' and 'Year'. Data returned in XML format
/Annual/MonitoringObjective/LocalAuthorityId={LocalAuthorityId}/Year={Year}/Json	GET	This returns the results of annual air quality objectives for monitoring sites filtered by 'LocalAuthorityId' and 'Year'. Data returned in JSON format
/Annual/MonitoringObjective/LocalAuthorityId={LocalAuthorityId}/Year={Year}/User={User}/Password={Password}	GET	This returns the results of annual air quality objectives for monitoring sites filtered by 'LocalAuthorityId' and 'Year'. Data returned in XML format
/Annual/MonitoringObjective/LocalAuthorityId={LocalAuthorityId}/Year={Year}/User={User}/Password={Password}/Json	GET	This returns the results of annual air quality objectives for monitoring sites filtered by 'LocalAuthorityId' and 'Year'. Data returned in JSON format

MRC-PHE
Centre for Environment & Health

LondonAir API

Mastodon C Platform About Us Blog Contact



Mastodon C

Big Data Done Better



OpenSensors.io

Connecting Things

MRC Centre for Environment & Health



LondonAir API



Summary

- Business community engaged with air quality
- Part of the solution
- Creativity & enthusiasm
- Grassroots movement
- Evidence base for interventions and improvements

MRC-PHE
Centre for Environment & Health